

## SAP

C\_THR92\_2405

Certified Associate - Implementation Consultant - SAP SuccessFactors People Analytics: Reporting

- Up to Date products, reliable and verified.
- Questions and Answers in PDF Format.

### Full Version Features:

- 90 Days Free Updates
- 30 Days Money Back Guarantee
- Instant Download Once Purchased
- 24 Hours Live Chat Support

### For More Information:

<https://www.testsexpert.com/>

- Product Version

---

# Latest Version: 6.0

## Question: 1

When using Report Center, what permissions are required to create a canvas report on Employee Profile data using the Detailed Reporting tool?Note: There are 3 correct answers to this question.

- A. Canvas Designer
- B. Canvas Designer Admin
- C. Create Reports: Employee Profile
- D. Report Center
- E. Run Report: Employee Profile

**Answer: A,C,D**

## Question: 2

Which of the following are features of the clean core dashboard?Note: There are 2 correct answers to this question.

- A. Customers can use the dashboard in the dev, test, and production tenants.
- B. Customers can grant access to the dashboard to partners.
- C. It can be accessed by using SAP For Me.
- D. It can be used in all SAP S/4HANA Cloud editions.

**Answer: A,C**

## Question: 3

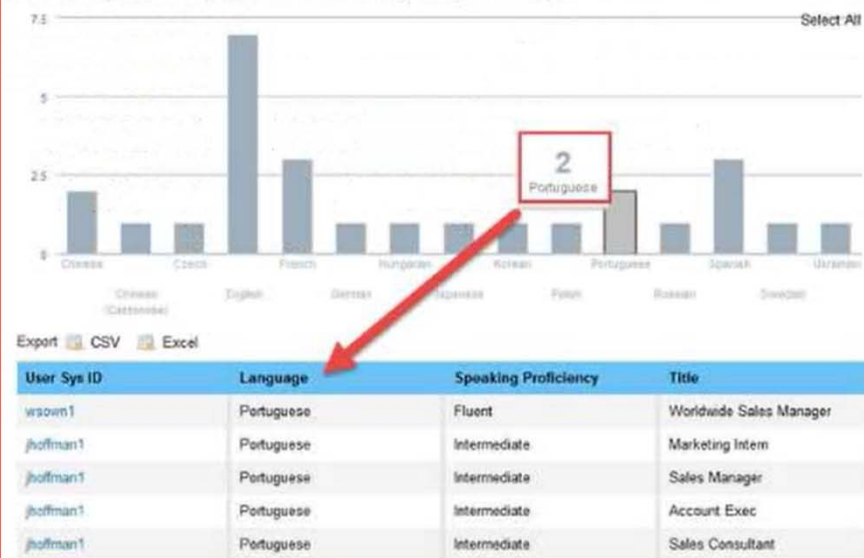
The drill-down list of a tile contains more entries than the values displayed in a chart (see attached image). How do you make the outputs match?

## Tile-Based Dashboard Framework

26 of 80

The drill-down list of a tile contains more entries than the values displayed in a chart (see attached image).

How do you make the outputs match?



- A. Remove the column that would generate multiple entries per metric.
- B. Remove the category assignment field.
- C. Change the metric calculation from Count to Count (Distinct).
- D. Configure a filter to remove the duplicate column.

**Answer: C**

## Question: 4

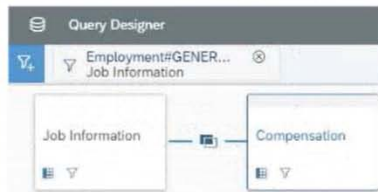
You are creating a query for a historical compensation story report in Query Designer. You have added the Job Information table to the query, configured a scope filter, and previewed the result to verify you are returning the appropriate employees. You add the related table Compensation to the query. When you preview the query, you only get the current compensation information for the employees. Why do you only receive the current records? Note: There are 2 correct answers to this question.

## Story Reports

32 of 80

You are creating a query for a historical compensation story report in Query Designer. You have added the Job Information table to the query, configured a scope filter, and previewed the result to verify you are returning the appropriate employees.

You add the related table Compensation to the query.



When you preview the query, you only get the current compensation information for the employees.

Why do you only receive the current records?

Note: There are 2 correct answers to this question.

- ☐ The Job Information table time filter is set to: As of Date > Dynamic Date: Today.
- ☐ The compensation table time filter is set to: Same Filter as First Table.

- A. The Job information table time filter is set to: As of Date > Dynamic Date: Today.
- B. The compensation table time filter is set to: Same Filter as First Table.
- C. The compensation table time filter is set to: As of Date > Dynamic Date: Today.
- D. The Query Advanced Filter is set to: Job Information effective start date equal to Dynamic Date: Today.

**Answer: A,C**

## Question: 5

You are working with nested labels on your instance in Report Center. How do you configure the labels as displayed in the screenshot? Note: There are 2 correct answers to this question.

- A. Edit the Talent Management label in Manage Labels.
- B. Set
- C. Set
- D. Edit the Recruiting label in Manage Labels.

**Answer: B,D**

## Question: 6

If you want to create a single filter that utilizes area from multiple tables in the same query, which filter do you need to use in Query Designer?

- A. Query scope filter
- B. Table Advanced filter
- C. Table simple filter
- D. Query Advanced filter

**Answer: B**

## Question: 7

What is the first step to make Pixel Perfect Talent Cards (PPTC) available for a customer?

- A. Enable the BI Publisher Scorecard Integration setting in Provisioning.
- B. Enable the PPTC permission in Role-Based Permissions.
- C. Enable the Visual Publisher setting in Provisioning.
- D. Enable PPTC in Admin Center > Upgrade Center.

**Answer: D**

## Question: 8

For a report without Optimized Design Experience enabled, how do you configure the Builder to display the chart in the screenshot in a story report? Note: There are 3 correct answers to this question.

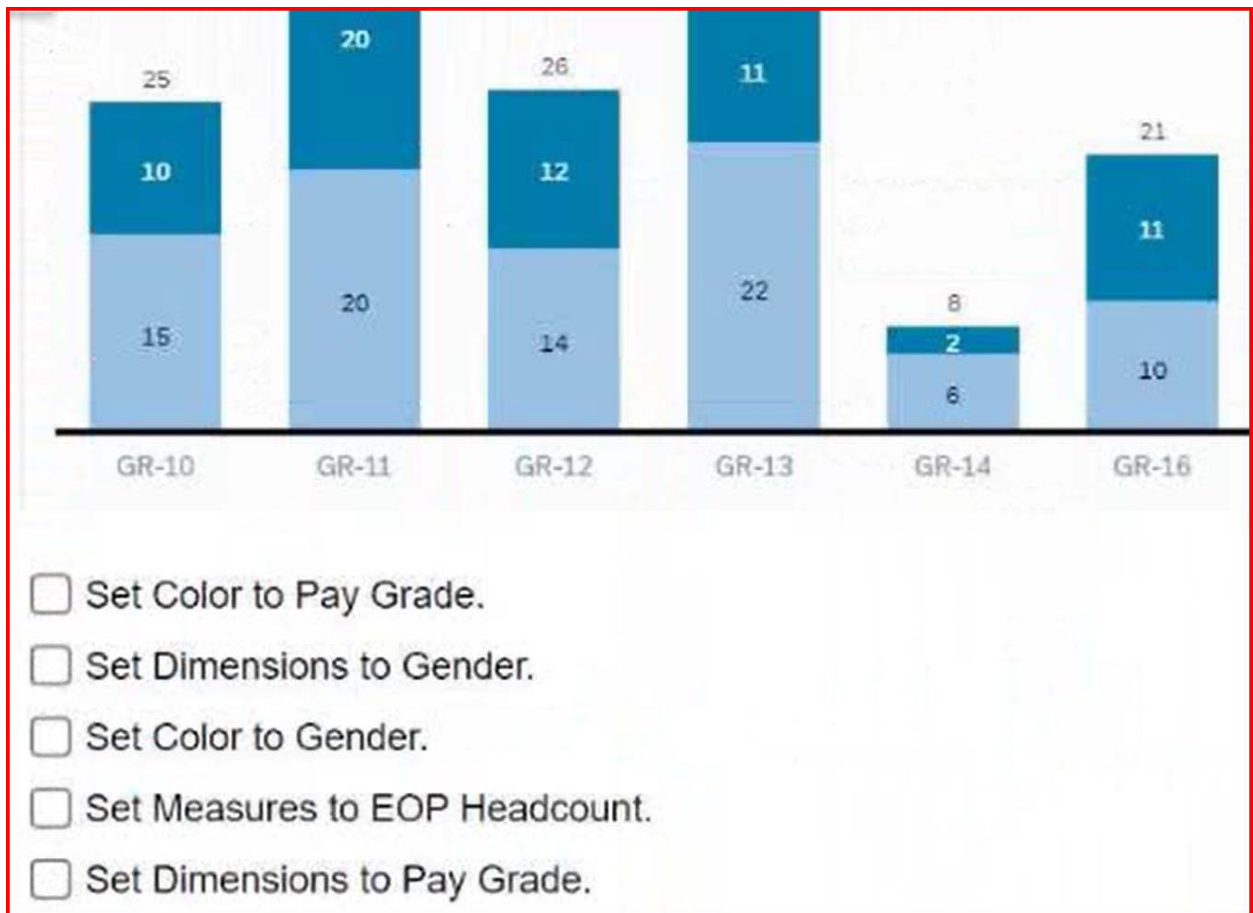
### Story Reports

63 of 80

For a report without Optimized Design Experience enabled, how do you configure the Builder to display the chart in the screenshot in a story report?

Note: There are 3 correct answers to this question.





- A. Set Color to Pay Grade.
- B. Set Dimensions to Gender.
- C. Set Color to Gender.
- D. Set Measures to EOP Headcount.
- E. Set Dimensions to Pay Grade.

**Answer: E,D**

## Question: 9

When you format a list report component, which actions can you perform? Note: There are 3 correct answers to this question.

- A. Adjust column widths.
- B. Change the default sort order.
- C. Save formats to a template.
- D. Change the order of columns.
- E. Change column headers.

---

**Answer: A,D,E**

**Question: 10**

What is a prerequisite for using the SuccessFactors standard canvas report templates?

- A. The customer must have enabled the templates in Provisioning.
- B. The customer must have licensed SuccessFactors Employee Central.
- C. The templates must have been downloaded from the Success Store.
- D. The templates must have been loaded within Report Center.

**Answer: A**

For More Information – Visit link below:  
<https://www.testsexpert.com/>

16\$ Discount Coupon: **9M2GK4NW**

## Features:

■ Money Back Guarantee.....



■ 100% Course Coverage.....



■ 90 Days Free Updates.....



■ Instant Email Delivery after Order.....

