

# SAP C\_ARCON\_2404

**SAP Certified Associate - Implementation Consultant - SAP  
Ariba Contracts**

- Up to Date products, reliable and verified.
- Questions and Answers in PDF Format.

**Full Version Features:**

- 90 Days Free Updates
- 30 Days Money Back Guarantee
- Instant Download Once Purchased
- 24 Hours Live Chat Support

**For More Information:**

**<https://www.testsexpert.com/>**

- **Product Version**

# Latest Version: 7.1

1. Contract Authoring
2. Search and Reporting
3. Integration
4. Contract Requests and Contract Workspaces
5. Procurement Knowledge
6. Best Practices
7. Deployment Methodology
8. Managing Clean Core
9. Suppliers and Users
10. SAP Ariba Contracts Configuration

**Topic: 1**

**Contract Authoring**

## Question: 1

How are multiple clauses added to the Clause Library?

- A. Upload the Microsoft Word document containing multiple clauses in a template and use the "Publish to Clause Library" option.
- B. Use the document upload feature in a contract workspace to upload a Microsoft Word document containing multiple clauses.
- C. Use the upload feature in the Clause Library to upload a Microsoft Word document containing multiple clauses.
- D. Upload the Microsoft Word document containing multiple clauses in a contract workspace and use the "Publish to Clause Library" option.

**Answer: A**

**Contract Authoring**

## Question: 2

Which of the following key features are enabled when using Enhanced Contract Authoring?

Note: There are 3 correct answers to this question.

- A. Use Word Styles to dictate outline level
- B. Email .pdf contract for conversion to sections and clauses
- C. Review and accept changes directly in Outline view
- D. Clause suggestions based on companies with similar contracts
- E. Drag-and-drop to replace and upload

**Answer: A, C, E**

## Contract Authoring

### Question: 3

When creating Microsoft Word styles, what prefix should you use if you do not want a particular section shown in the Outline view in SAP Ariba?

- A. Delete
- B. Ignore
- C. Exclude
- D. Hide

**Answer: B**

## Contract Authoring

### Question: 4

You are working with an assembled document which shows the following details:

You are working with an assembled document which shows the following details:









The image displays two screenshots of the SAP Ariba Contract Authoring interface, specifically the Outline View. Both screenshots show a table of clauses with columns for Clause, Type, Comments, and Action. The top screenshot shows three clauses: a Template clause, a Nonstandard clause for Confidential Information, and a partially visible Library clause. The bottom screenshot shows the same three clauses, with the Library clause fully visible.

Clause	Type	Comments	Action
Either party can terminate this Agreement, with or without cause, by written notice to the other party. In the event of such termination, Provider shall be paid for time actually worked or deliverable	Template		Actions
Confidential Information - Provider agrees to treat all Confidential Information as confidential information of The Company, both during and after the term of this Agreement. "Confidential Information" means all information an	Nonstandard		Actions
Provider agrees to treat all Confidential Information as confidential information of The Company, both during and after the term of this Agreement. "Confidential Information" means	Library		Actions

Activate

What is the term for SAP Ariba contracts used for "Confidential Information" related to this image?

Activate

Clause	Type	Comments	Action
<div>            Either party can terminate this Agreement, with or without cause, by written notice to the other party. In the event of such termination, Provider shall be paid for time actually worked or deliverable         </div>	Template		<div>            Actions ▼         </div>
<b>Confidential Information</b>			
<div>            Provider agrees to treat all Confidential Information as confidential information of The Company, both during and after the term of this Agreement. "Confidential Information" means all information an         </div>	Nonstandard	<div>  </div>	<div>            Actions ▼         </div>
<div>            Provider agrees to treat all Confidential Information as confidential information of The Company, both during and after the term of this Agreement. "Confidential Information" means         </div>	Library	<div>  </div>	<div>            Actions ▼         </div>

What is the term for SAP Ariba contracts used for "Confidential Information" related to this image?

- ☐ Document
- ☐ Clause
- ☐ Title
- ☐ Section

Activate

What is the term for SAP Ariba contracts used for "Confidential Information" related to this image?

- A. Document
- B. Clause
- C. Title
- D. Section

**Answer: D**

## Contract Authoring

### Question: 5

Your customer wants to control which clauses appear in their Main Agreement, based on values in contract workspace header fields. After creating the relevant conditions, how do you apply them to clauses in the Main Agreement?

- A. Specify conditions in the Clause Library so that they are applied to all contract workspaces.
- B. From the outline view of the Main Agreement in the contract workspace, select the condition to apply to each clause.
- C. From the outline view of the Main Agreement in the template, select the condition to apply to each clause.
- D. On the Conditions tab, select the clauses that are visible when each condition is true.

**Answer: D**

## Contract Authoring

### Question: 6

Who can edit the Clause Library?

Note: There are 2 correct answers to this question.

- A. Users who belong to the Clause Library Team project group of the Clause Library.
- B. Users who have access to the Clause Library.
- C. Users who belong to the Contract Approver system group.
- D. Users who belong to the Project Owner project group of the Clause Library.

**Answer: A, B**

#### Contract Authoring

### Question: 7

You are creating a standard clause in the Clause Library which will be used in multiple assembled documents.

What clause type should you select?

- A. Preferred clause
- B. Fallback clause
- C. Alternate clause
- D. Empty clause

**Answer: A**

#### Contract Authoring

### Question: 8

Which clause type indicates that a change was made in a clause in a Microsoft Word document and uploaded back into the system?

- A. Nonstandard
- B. Template
- C. Ad Hoc
- D. Library

**Answer: C**

#### Contract Authoring

### Question: 9

When you are designing a section and clauses, and want to use numbering, how would you accomplish this in assembled documents?

- A. Set up numbering in Document Properties.
- B. Check the Enable Numbering option in the contract workspace template.
- C. Set up numbering using Microsoft Word styles.
- D. Set up numbering in the clause library.

**Answer: D**

#### **Contract Authoring**

### **Question: 10**

Which types of Document Properties can be added to a Main Agreement?

Note: There are 2 correct answers to this question.

- A. Editable Properties
- B. Read-only Properties
- C. Lookup table Properties
- D. Intrinsic Properties

**Answer: A, B**

For More Information – Visit link below:  
<https://www.testsexpert.com/>

16\$ Discount Coupon: **9M2GK4NW**

## Features:

■ Money Back Guarantee.....



■ 100% Course Coverage.....



■ 90 Days Free Updates.....



■ Instant Email Delivery after Order.....

